

Inverter Driven Heat Pump

12,000 BTU Single Zone Floor Mount

Job Name _____
 Location _____
 Engineer _____
 Submitted To _____
 Submitted By _____
 Reference _____

Date _____
 Approval _____
 Construction _____
 Unit No _____
 Drawing No _____

PRODUCT FEATURES

- Auto Changeover
- 24 hr. Timer
- Auto Louver
- Minimum Heat Mode
- Auto Restart
- Wireless Remote control
- Powerful Mode
- Floor Level Heating



MODEL NUMBERS

Indoor Unit	AGU12RLF
Outdoor Unit	AOU12RLFF
System	12RLFF

EFFICIENCIES

SEER	22.7	
EER	13.1	
HSPF	11.6	
COP	kW/kW	3.27
	Btu/hW	11.1

OUTDOOR TEMPERATURE OPERATION RANGE

Cooling	*F(°C)	14 to 115 (-10 to 46)
Heating		-5 to 75 (-21 to 24)

CAPACITIES

Cooling	Rated	BTU/hW	12,000
	Min.–Max.		3100 - 14,300
Heating	Rated		16,000
	Min.–Max.		3100 - 19,500

LINESET REQUIREMENTS

Connection Method		Flare
Liquid	in (mm)	Ø 1/4 (Ø 6.35)
Gas		Ø 3/8 (Ø 9.52)
Pre-Charge Length	ft (m)	49 (15)
Minimum Length		10 (3)
Maximum Length		66 (20)
Max. Height Diff.		49 (15)

INDOOR DIMENSIONS & WEIGHT

Net (H x W x D)	in	23-5/8 x 29-1/8 x 7-7/8
	mm	600 x 740 x 200
Gross (H x W x D)	in	27-9/16 x 32-5/16 x 12-3/16
	mm	700 x 820 x 310
Net Weight	lb (kg)	31 (14)
Gross Weight		37 (17)

OUTDOOR DIMENSIONS & WEIGHT

Net (H x W x D)	in	24-7/16 x 31-1/8 x 11-7/16
	mm	620 x 790 x 290
Gross (H x W x D)	in	28-1/16 x 37-3/16 x 15-9/16
	mm	713 x 945 x 395
Net Weight	lb (kg)	84 (38)
Gross Weight		93 (42)

Warranty Information



7 Year Compressor, 5 Year Parts out-of-the-box Warranty



10 Year Compressor, 10 Year Parts Warranty when registered within 60 days of installation in a residence



12 Year Compressor, 12 Year Parts Warranty when registered within 60 days of installation in a residence, and installed by a Fujitsu Elite contractor

ACCESSORIES

UTY-TTRX	3rd Party Thermostat Converter
UTY-RNNUM	Wired Remote
UTY-RVNUM	Wired Remote w/backlight
UTY-RSNUM	Simple Remote
UTY-XWZXZ5	Dry Contact Wire Kit
FJ-IR-WIFI-1NA	Intesis IR WiFi module
FJ-RC-WIFI-1NA	Intesis Wired WiFi module



This system combination is Energy Star qualified



Indoor Unit ETL#: 3170288
 Outdoor Unit ETL#: 91987



SUBMITTAL 12RLFF



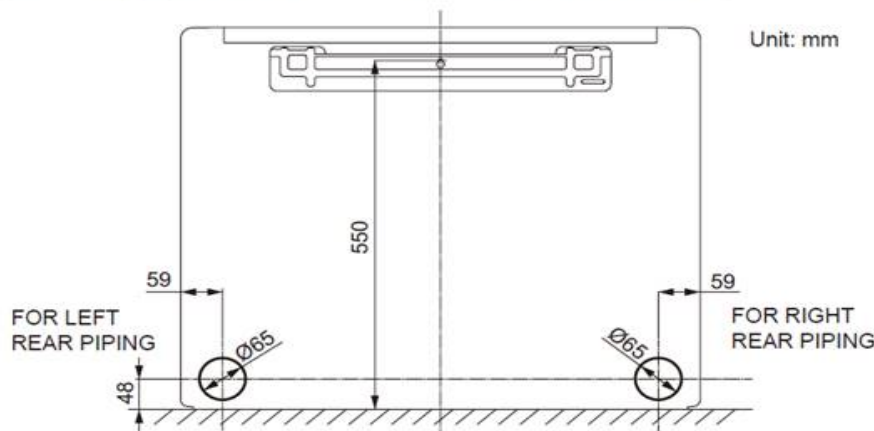
Inverter Driven Heat Pump

12,000 BTU Single Zone Floor Mount

FAN DATA				ELECTRICAL SPECIFICATIONS				
Indoor Unit Airflow Rate	Cooling	High	CFM (m3/h)	Voltage/Frequency/Phase			208 / 230 V ~ 60 Hz	
		Medium		Voltage Range			187 - 253 V	
		Low		Current	Cooling	Rated	A	4.2
		Quiet			Rated	6.7		
	Heating	High		Maximum Operating Current		Cooling		9.3
		Medium		Starting Current		Heating		10.8
		Low		MCA			6.7	
		Quiet		Maximum Circuit Breaker			10.8	
Outdoor Unit Airflow Rate		Cooling				15		
		Heating				0.91		
SOUND PRESSURE				OTHER				
Indoor Unit	Cooling	High	dB (A)	Input Power		kW	0.20 - 2.05	
		Medium		Min.-Max.	1.44			
		Low		Rated	0.20 - 2.62			
		Quiet		Min.-Max.				
	Heating	High		Power Factor		Cooling	%	94
		Medium				Heating	%	93
		Low		Moisture Removal		pints/h (L/h)		3.8 (1.8)
		Quiet		Energy Star				YES
Outdoor Unit		Cooling		Drain hose		Material	PP + LLDPE	
		Heating		Size		in (mm)	Ø9/16(Ø13.8) (I.D.), Ø5/8 to Ø11/16(Ø15.8 to Ø16.7) (O.D.)	
REFRIGERANT				Operation Range				
Type				Cooling	°F (°C)	64 to 90 (18 to 32)		
Charge	lb oz			%RH	80 or less			
	kg			Heating	°F (°C)	60 to 88 (16 to 30)		
Oil Type								

BRACKET DATA

For RIGHT REAR or LEFT REAR piping
(The following figure is a front view of the indoor unit installation location.)



The Fujitsu logo is a worldwide trademark of Fujitsu General Limited. The Halcyon logo and name is a worldwide trademark of Fujitsu General Limited and is a registered trademark in Japan, the USA and other countries or areas. Copyright 2018 Fujitsu General America, Inc. Fujitsu's products are subject to continuous improvements. Fujitsu reserves the right to modify product design, specifications and information in this brochure without notice and without incurring any obligations.

Note: Specifications are based on the following conditions:
Cooling: Indoor temperature of 80°F (26.7°C) DB/67°F (19.4°C) WB, and outdoor temperature of 95°F (35°C) DB/75°F (23.9°C) WB. Heating: Indoor temperature of 70°F (21.1°C) DB/60°F (15.6°C) WB, and outdoor temperature of 47°F (8.3°C) DB/43°F (6.1°C) WB. Pipe length: 25ft. (7.5m), Height difference: 0ft. (0m) (Outdoor unit - indoor unit).

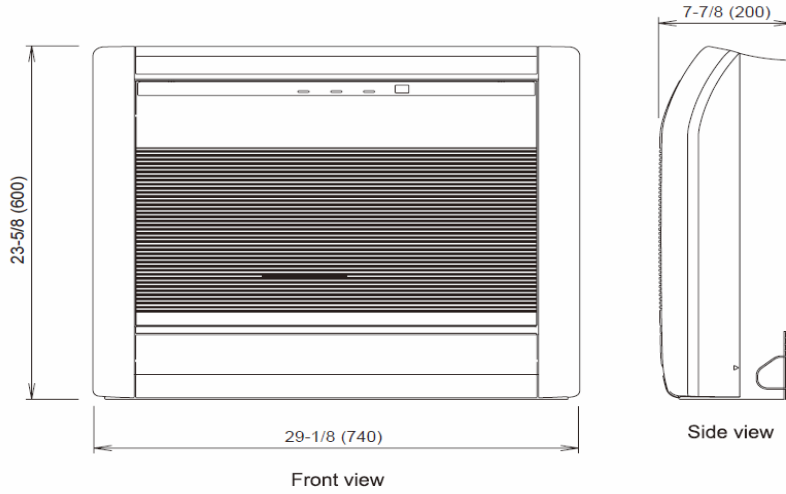
Inverter Driven Heat Pump

12,000 BTU Single Zone Floor Mount

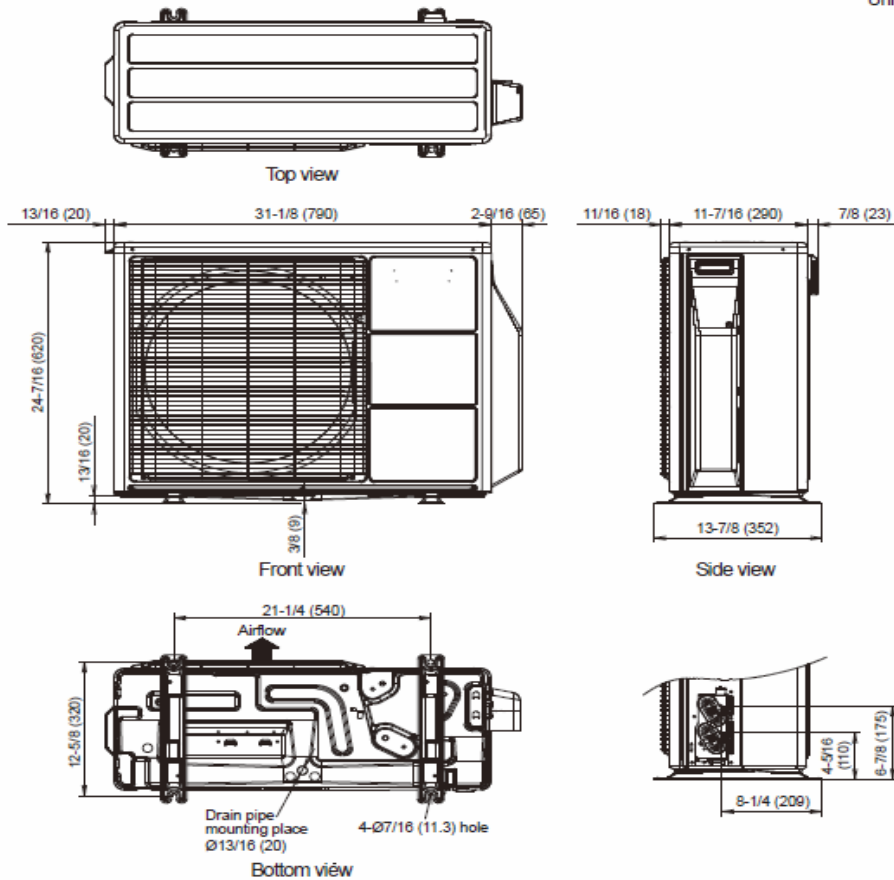
DIMENSIONS

Units: In. (mm)

Unit: in. (mm)



Unit: in. (mm)



The Fujitsu logo is a worldwide trademark of Fujitsu General Limited. The Halcyon logo and name is a worldwide trademark of Fujitsu General Limited and is a registered trademark in Japan, the USA and other countries or areas. Copyright 2018 Fujitsu General America, Inc. Fujitsu's products are subject to continuous improvements. Fujitsu reserves the right to modify product design, specifications and information in this brochure without notice and without incurring any obligations.

Note: Specifications are based on the following conditions:
 Cooling: Indoor temperature of 80°F (26.7°C) DB/67°F (19.4°C) WB, and outdoor temperature of 95°F (35°C) DB/75°F (23.9°C) WB. Heating: Indoor temperature of 70°F (21.1°C) DB/60°F (15.6°C) WB, and outdoor temperature of 47°F (8.3°C) DB/43°F (6.1°C) WB. Pipe length: 25ft. (7.5m), Height difference: 0ft. (0m) (Outdoor unit - indoor unit).