

Inverter Driven Heat Pump

12,000 BTU Single Zone Wall Mounted System

Job Name _____
 Location _____
 Engineer _____
 Submitted To _____
 Submitted By _____
 Reference _____

Date _____
 Approval _____
 Construction _____
 Unit No _____
 Drawing No _____

PRODUCT FEATURES

- Wireless remote controller
- Automatic airflow adjustment
- Auto/Cool/Dry/Fan/Heat/modes
- 24 Hr. timer
- Powerful mode
- Auto changeover
- Cold prevention



MODEL NUMBERS

Indoor Unit	ASU12RL2
Outdoor Unit	AOU12RL2
System	12RL2

EFFICIENCIES

SEER	16.0	
EER	10.0	
HSPF	9.0	
COP	kW/kW	3.39
	Btu/hW	11.6

OUTDOOR TEMPERATURE OPERATION RANGE

Cooling	*F(*C)	15 to 115 (-10 to 46)
Heating		15 to 75 (-10 to 24)

CAPACITIES

Cooling	Rated	BTU/hW	12,000
	Min.-Max.		3100 - 12500
Heating	Rated		14,000
	Min.-Max.		3100 - 16000

LINESET REQUIREMENTS

Connection Method	Flare		
Liquid	in (mm)	Ø1/4 in (Ø6.35)	
Gas		Ø3/8 in (Ø9.52)	
Pre-Charge Length		49 (15)	
Minimum Length	ft (m)	10 (3)	
Maximum Length		66 (20)	
Max. Height Diff.		49 (15)	

INDOOR DIMENSIONS & WEIGHT

Net (H x W x D)	in	10 - 5/16 x 32 - 9/32 x 8 - 1/8
	mm	262 x 820 x 206
Gross (H x W x D)	in	10 - 11/32 x 34 - 1/4 x 12 - 29/32
	mm	263 x 870 x 328
Net Weight	lb (kg)	16 (7)
Gross Weight		20 (9)

OUTDOOR DIMENSIONS & WEIGHT

Net (H x W x D)	in	21-1/4 x 26 x 11-11/32
	mm	(540x660x290)
Gross (H x W x D)	in	24x31x16
	mm	(610x787x406)
Net Weight		69
Gross Weight	lb (kg)	72

Warranty Information



7 Year Compressor, 5 Year Parts out-of-the-box Warranty



10 Year Compressor, 10 Year Parts Warranty when registered within 30 days of installation in a residence



12 Year Compressor, 12 Year Parts Warranty when registered within 30 days of installation in a residence, and installed by a Fujitsu Elite contractor

ACCESSORIES

FJ-IR-WIFI-1NA	Intesis WiFi IR Module
----------------	------------------------



Indoor Unit ETL#: 3170288
 Outdoor Unit ETL#: 91987

Due to continuous product improvements, specifications are subject to change without notice. Please log in to the Fujitsu Portal for the most up-to-date documentation <https://portal.fujitsugeneral.com>

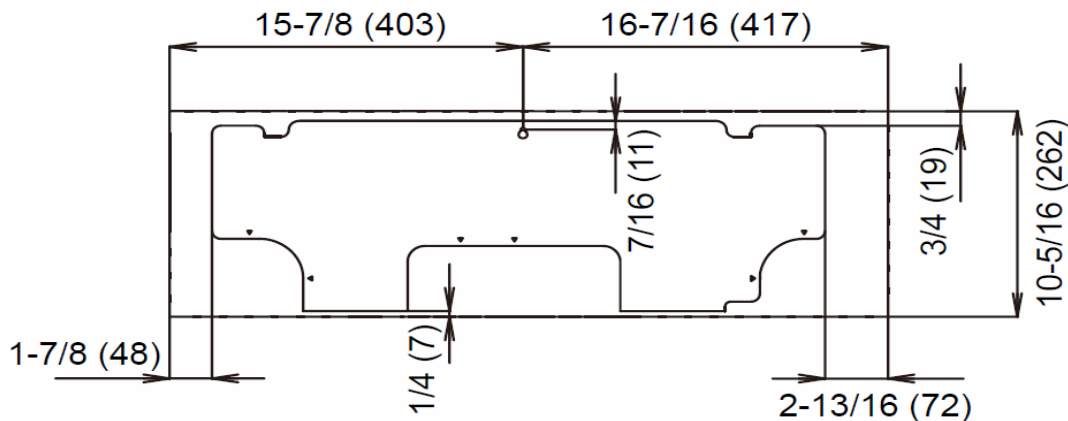
Inverter Driven Heat Pump

12,000 BTU Single Zone Wall Mounted System

FAN DATA				
Indoor Unit Airflow Rate	Cooling	High	CFM (m3/h)	424 (720)
		Medium		353 (600)
		Low		250 (425)
		Quiet		191 (325)
	Heating	High		436 (740)
		Medium		353 (600)
		Low		265 (450)
		Quiet		191 (325)
Outdoor Unit Airflow Rate	Cooling		1078 (1830)	
	Heating		942 (1600)	
SOUND PRESSURE				
Indoor Unit	Cooling	High	dB (A)	43
		Medium		38
		Low		33
		Quiet		23
	Heating	High		43
		Medium		38
		Low		33
		Quiet		23
Outdoor Unit	Cooling		51	
	Heating		51	
REFRIGERANT				
Type	R410A			
Charge	lb oz	7 lb 12oz		
	g	800		
Oil Type	POE (RB68)			

ELECTRICAL SPECIFICATIONS				
Voltage/Frequency/Phase				115V~ 60Hz
Voltage Range				103.5 - 126.5V
Current	Cooling	Rated	A	10.9
	Heating	Rated		11
Maximum Operating Current		Cooling		13
		Heating		15
Starting Current				11
MCA				15
Maximum Circuit Breaker				20
Input Power	Cooling	Rated	kW	1.2
		Min.-Max.		0.23 - 1.44
	Heating	Rated		1.21
		Min.-Max.	0.21 - 1.66	
Power Factor	Cooling			96
	Heating			96
OTHER				
Moisture Removal		pints/h (L/h)		3.8(1.8)
Energy Star		No		
Drain hose		Material PP+LLDPE		
Operation Range	Cooling	Size	in (mm) Ø 1 (25) (I.D.), Ø 1-1/16 (26.6)	
		°F (°C)	64 to 90 (18 to 32)	
	Heating	%RH	80 or less	
		°F (°C)	60 to 88 (16 to 30)	

Wall Bracket Data:

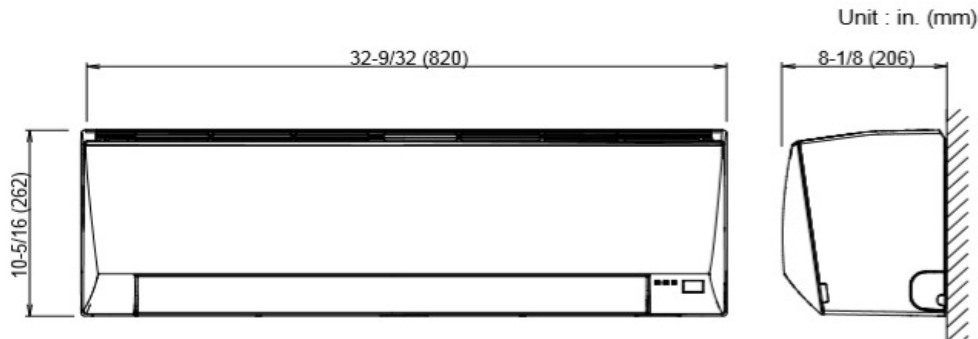


The Fujitsu logo is a worldwide trademark of Fujitsu General Limited. The Halcyon logo and name is a worldwide trademark of Fujitsu General Limited and is a registered trademark in Japan, the USA and other countries or areas. Copyright 2018 Fujitsu General America, Inc. Fujitsu's products are subject to continuous improvements. Fujitsu reserves the right to modify product design, specifications and information in this brochure without notice and without incurring any obligations.

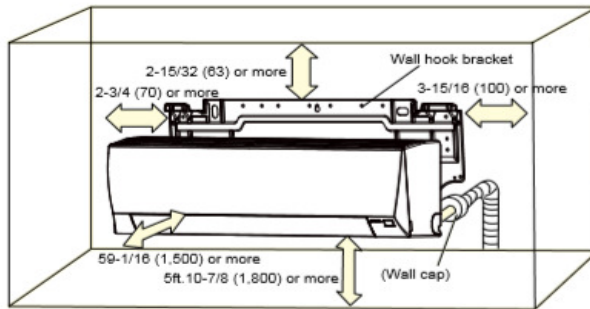
Note: Specifications are based on the following conditions:
 Cooling: Indoor temperature of 80°F (26.7°C) DB/67°F (19.4°C) WB, and outdoor temperature of 95°F (35°C) DB/75°F (23.9°C) WB. Heating: Indoor temperature of 70°F (21.1°C) DB/60°F (15.6°C) WB, and outdoor temperature of 47°F (8.3°C) DB/43°F (6.1°C) WB. Pipe length: 25ft. (7.5m), Height difference: 0ft. (0m) (Outdoor unit - indoor unit).

DIMENSIONS

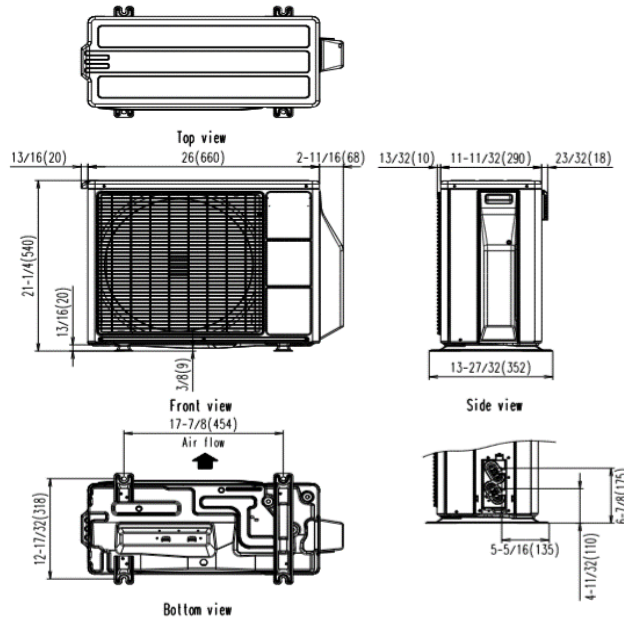
Units: In. (mm)



■ INSTALLATION PLACE



Unit : in.(mm)



The Fujitsu logo is a worldwide trademark of Fujitsu General Limited. The Halcyon logo and name is a worldwide trademark of Fujitsu General Limited and is a registered trademark in Japan, the USA and other countries or areas. Copyright 2018 Fujitsu General America, Inc. Fujitsu's products are subject to continuous improvements. Fujitsu reserves the right to modify product design, specifications and information in this brochure without notice and without incurring any obligations.

Note: Specifications are based on the following conditions:
 Cooling: Indoor temperature of 80°F (26.7°C) DB/67°F (19.4°C) WB, and outdoor temperature of 95°F (35°C) DB/75°F (23.9°C) WB. Heating: Indoor temperature of 70°F (21.1°C) DB/60°F (15.6°C) WB, and outdoor temperature of 47°F (8.3°C) DB/43°F (6.1°C) WB. Pipe length: 25ft. (7.5m), Height difference: 0ft. (0m) (Outdoor unit - indoor unit).